



*WOODEN EXTERIOR
DOORS
CATALOG*



Luxzone presents a stunning collection of European high-quality exterior doors that effortlessly blend style, durability, and security. Crafted with meticulous attention to detail and utilizing premium materials, our exterior doors are designed to enhance the beauty and functionality of your home.

At Luxzone, we prioritize security without compromising on style. Our European exterior doors feature advanced locking systems, reinforced frames, and impact-resistant glass options, providing you and your loved ones with peace of mind.

Experience the perfect fusion of form and function with European high-quality exterior doors. Elevate your home's curb appeal and create a grand entrance that welcomes guests while protecting your sanctuary. Explore our collection today and discover the difference.

FIXED GLAZED EXTENSIONS

WITH A GLASS FLUSH WITH THE LEAF SURFACE (available only with flush doors)

2 year
WARRANTY

RC2
anti-burglary
CLASS



P154

Note: the fixed extension imitating a door leaf is mounted on hinges.

FIXED GLAZED EXTENSIONS

2 year
WARRANTYRC2
anti-burglary
CLASS

P174
+ FIXED GLAZED EXTENSION IN THE FRAME



P163
+ FIXED GLAZED EXTENSIONS IN THE FRAME



P28
+ FIXED GLAZED EXTENSION (LEAF IMITATION)



P34
+ FIXED GLAZED EXTENSIONS (LEAF IMITATION)

FIXED GLAZED EXTENSIONS

2 year
WARRANTYRC2
anti-burglary
CLASS

P164
+ FIXED GLAZED EXTENSION



FIXED GLAZED EXTENSIONS

2 year
WARRANTYRC2
anti-burglary
CLASS

P162
+ FIXED GLASS EXTENSIONS



P170
+ FIXED GLAZED EXTENSIONS (LEAF IMITATION)



P169
+ FIXED GLAZED EXTENSION (LEAF IMITATION)

FIXED GLAZED EXTENSIONS

2 year
WARRANTYRC2
anti-burglary
CLASS

P157
+ FIXED GLAZED EXTENSION IN THE FRAME




P152
+ FIXED GLAZED EXTENSION

FIXED GLAZED EXTENSIONS**2 year**
WARRANTY**RC2**
anti-burglary
CLASS

P99
+ FIXED GLAZED EXTENSION (LEAF IMITATION)



P105
+ FIXED GLAZED EXTENSIONS IN THE FRAME



P155
+ FIXED GLASS EXTENSIONS



P153
+ FIXED GLAZED EXTENSION

*FIXED GLAZED EXTENSIONS***2 year**
WARRANTY**RC2**
anti-burglary
CLASS**P82**

+ FIXED GLAZED EXTENSION (LEAF IMITATION)

**P37**

+ FIXED GLAZED EXTENSION (LEAF IMITATION)



MODERN STYLE DOORS

2 year
WARRANTYRC2
anti-burglary
CLASS

P55



P94



P26



P82



P140



P141



P84



P53



P41

MODERN STYLE DOORS

2 year
WARRANTYRC2
anti-burglary
CLASS

P74



P137



P69

NATURAL OAK¹⁾

DARK OAK



TEAK



WALNUT



WHITE



WINCHESTER



GOLDEN OAK



MAHOGANY



ROSEWOOD



RAL 7016

RAL COLOUR RANGE²⁾

MODERN STYLE DOORS

2 year
WARRANTYRC2
anti-burglary
CLASS


P162




P163




P164



P71



P7



P142



P47



P37



P72



P146



P27



P92

GLASS STYLE DOORS

Decorated with a black glass, the Glass line of timber doors perfectly complements modern buildings. Natural wood combined with a glossy black glass is a chic and timeless combination.

Finishing material:

■ meranti, oak or pine

Design:

- a gasket in the leaf and the frame
- A burglary-proof rebate on the hinges side
- the external surface of the leaf made of waterproof plywood
- internal structure of the leaf in the form of a truss with a polyurethane foam filling
- the leaf tiles made of wood reinforced with sheet metal and a "C"

Standard set:

- thickness: 72 mm
- two independent bolt locks
- four hinges adjustable in three planes
- glazing package REFLEX BRONZE
- an aluminum threshold with a thermal separator or a wooden threshold

NATURAL OAK[®]

WINCHESTER



DARK OAK



GOLDEN OAK



TEAK



MAHOGANY



WALNUT



ROSEWOOD



WHITE



RAL 7016

2 year
WARRANTY

RC2
anti-burglary
CLASS



P123

GLASS STYLE DOORS

2 year
WARRANTYRC2
anti-burglary
CLASS


P120



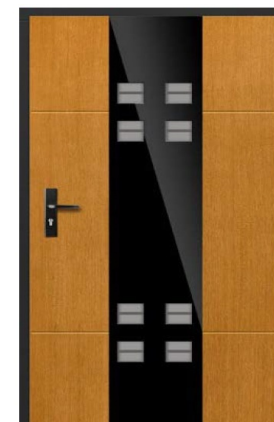
P121



P122



P126



P127



P152



P123



P124



P125



P153




P154

INOX STYLE DOORS

2 year
WARRANTYRC2
anti-burglary
CLASS

NATURAL OAK®



WINCHESTER



DARK OAK



GOLDEN OAK



TEAK



MAHOGANY



WALNUT



ROSEWOOD



WHITE



RAL 7016

Precious brushed aluminum combined with natural wood to provide top design. The Inox panel additionally protects the door surface against external damage.

Finishing material:

- meranti, oak or pine

Design:

- A gasket in the leaf and the frame
- A burglary-proof rebate on the hinges side
- the external surface of the leaf made of waterproof plywood
- internal structure of the leaf in the form of a truss with a polyurethane foam filling
- the leaf tiles made of wood reinforced with sheet metal and a "C" profile

Standard set:

- thickness: 72 mm
- two independent bolt locks
- four hinges adjustable in three planes
- glazing package REFLEX BRONZE
- an aluminum threshold with a thermal separator or a wooden threshold

INOX STYLE DOORS

2 year
WARRANTYRC2
anti-burglary
CLASS

P128



P129



P60



P150



P136



P57



INOX STYLE DOORS

2 year
WARRANTYRC2
anti-burglary
CLASS

P99




P68




P130



P105



P46




P104



P44



P91



P100



INOX STYLE DOORS

2 year
WARRANTYRC2
anti-burglary
CLASS

P66



P133



P56



P156




P158




P155




P101



P95



P81



P64

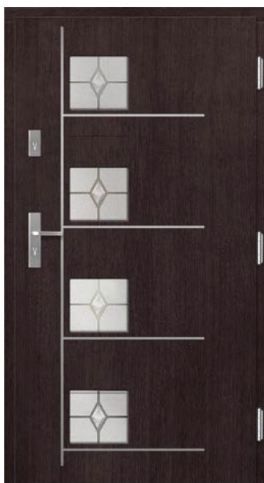


P102


INOX STYLE DOORS

2 year
WARRANTY

RC2
anti-burglary
CLASS



P89



P90



P103



INOX STYLE DOORS

2 year
WARRANTY**RC2**
anti-burglary
CLASS

P131



P132



P135



P106




P98

TYPE OF GLAZING



SAFETY GLASS
SET 54 mm
with REFLEX glass



SAFETY GLASS
SET 70 mm
with REFLEX glass

ANTISOL

It is a solar control glass that is lightly tinted with a brown mass that reduces the transmission of solar energy. This prevents the rooms from overheating. Besides, it protects items sensitive to ultraviolet radiation.

REFLEX (stopsol)

It is a glass with enhanced solar control. Improving the visual effect and giving a sense of privacy. This effect is achieved by applying metal oxides to one side of the glass. Those on the lighter side of the mirror can see their reflection and are visible to those on the darker side. If a person on the lighter side gets very close to the glass, they can see objects on the darker side.

ONE-WAY MIRROR (phoenician)

It is a glass pane coated with metal oxide on both sides. Typically used as a partition between rooms, one of which is darkened. Those on the lighter side of the mirror can see their reflection and are visible to those on the darker side.

MILK GLASS

It is a glass covered on one side with satin-matt varnish, thanks to which it "lets" the light in, but becomes opaque.

P4 ANTI-BURGLARY

It consists of two layers of clear glass, between which there is an anti-burglary film. Thanks to the film, the glass does not fall into small pieces when broken. Radially spreading cracks form at the point of impact. P4 glass is only available as clear glass.

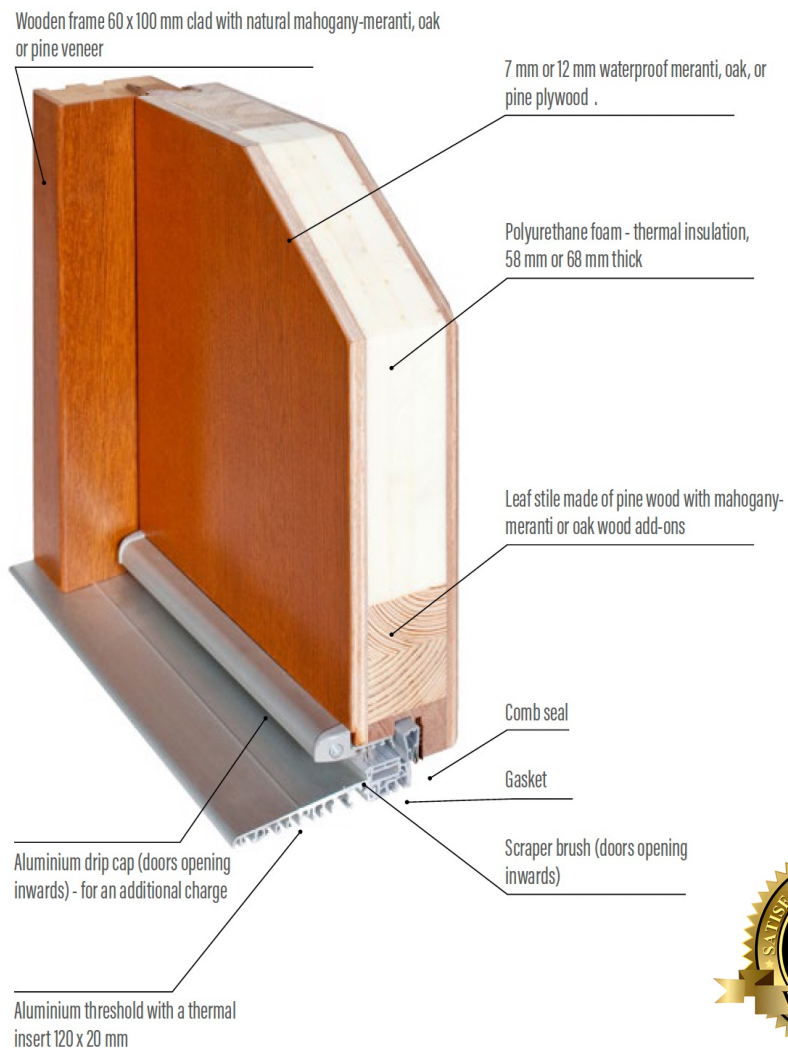
SAFETY GLASS 33.1

It is the one, which minimizes health hazard for people staying near glazing and in glazed rooms. Debris from broken glass, as well as fire, gases and thermal radiation - symptoms accompanying fires - can pose a danger. A glass is called "safety" if the technique of its manufacture or combination helps to limit damage from possible deformation, impact or fire.

The 33.1 marking indicated that 2 panes of 3 mm glass and one layer of a film were used. The 33.1 safety glass 33.1 belongs to the 02 glass class. It is most often used in flats, schools, offices. It provides protection against injury - It can also be used in buildings with an internal explosion hazard

SANDBLASTED GLASS

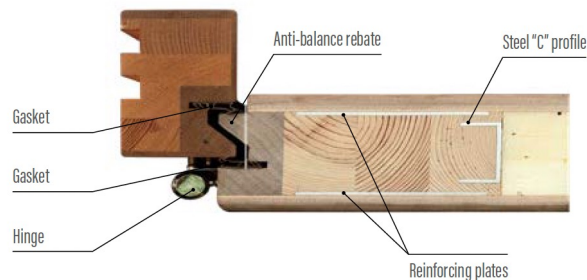
In the sandblasting process, the glass undergoes a mechanical tarnishing process using a high-pressure stream of sand. This process makes it possible to decorate the glass with any designs from our catalogues or patterns provided by the customer. You can get the effect of a matt pattern or, conversely, a translucent pattern.



Material: oak, pine or meranti

Construction :

- door leaf thickness 82 mm
- gasket in the leaf and frame
- rebated doors
- outer plating made from waterproof 12 mm or 7 mm thick mahogany meranti, oak or pine plywood
- internal construction of the leaf in the form of a truss with polyurethane foam filling of. 58 mm or 68 mm
- the stile of the frame made of pine+meranti or pine+oak wood, reinforced with sheet metal and a "C" profile
- hinge-side anti-burglary rebate



Door frame :

- wood glued in layers with mahogany-meranti, oak or pine add-ons of 100 mm x 60 mm
- Aluminum threshold with a thermal separator or wooden threshold

Finishing :


- painted three times using the hydrodynamic method with water-soluble paints

Standard accessories :

- multipoint lock for 1 cylinder, 72 mm spacing
- four hinges adjustable in three planes
- decorative, stainless steel plates in selected models
- aluminium threshold with a thermal separator or wooden threshold



FINISHING



ACCESORIES

ELECTRONIC DOOR OPENING SYSTEM

SET 1

GRIP R6R9-515 150 cm

+ controller R6-BBX-CU + cable BBX-120-GU
+ power supply, cable grommet



SET 2

controller R6-BBX-CU + cable BBX-120-GU
+ power supply, cable grommet



SET 3

grip R6QE-515/R6QM-515/R6TM-515 150 cm

+ controller R6-BBX-CU + cable BBX-120-GU + power supply, cable grommet



INSERTS



EasyApp system
allows access to rooms without mechanical keys

DIGITAL VIEWER




DDS 2 MODEL

- up to 50 images can be recorded from the camera mounted in the viewer
- date and time of taking a photo
- possibility to add a card up to 8 GB
- built-in ringtones

LOCKS

SECURITY AUTOMATIC OR MR 2 MULTIPOINT LOCK



When using a multipoint lock, the door meets the requirements of the 2 RC2 burglary resistance class

MULTIPOINT LOCK

FOR ONE INSERT:

thickness 82 mm and 102 mm - standard
thickness 72 mm - an additional charge

MULTIPOINT LOCK


FOR TWO INSERTS:

thickness 82 mm - an additional charge
thickness 72 mm - an additional charge




TKZ HINGE

patina, nickel or black
thickness 102 mm - standard
thickness 72 mm and 82 mm



HEAT INSULATING INSERT

height 30 mm x W 64 mm - for an additional charge



ACCESORIES

STAINLESS STEEL GRIPS

colour INOX or powder painted black (extra charge for black railing)

illuminated
LED

black glass with
illumination
length 47", 59" or
71"

wood (old oak) with
illumination length
47", 59" or 71"

POŁ

PO

PO RAL 1

PO RAL 2

PP

PP RAL 1

PP RAL 2



inox



black

STAINLESS, INOX or BLACK
HANDLES

DOOR OPENING

When choosing a door with a grip, you can choose from three ways of opening:

- unlocking it with a key
- opening it with a "day-night" function on an electric strikes or with a key
- opening with a button or a key.

For an extra charge, the grips are available with a button "door opening function with an electric strike or a motor"



version 1

- push-button in the grip
- wireless contact
- electric strike
- power supply unit

version 2

- push-button in the grip
- motor for the GU lock
- wireless contact
- power supply unit

GRIP
made of 80x20 mm
profile
colour black or inox

HANDLES AND FACEPLATES for single-sided grips



AXA SOLO
colour INOX or black



AXA SLIM WITH MOVABLE KNOB
colour INOX

LUXZONE



VISIT OUR WEBSITE :
WWW.LUX-ZONE.COM

LUXZONE

VISIT OUR **SHOWROOM**

1404 JOLIET RD , STE#D
ROMEDEVILLE, IL 60446

PH: 630-594-9000